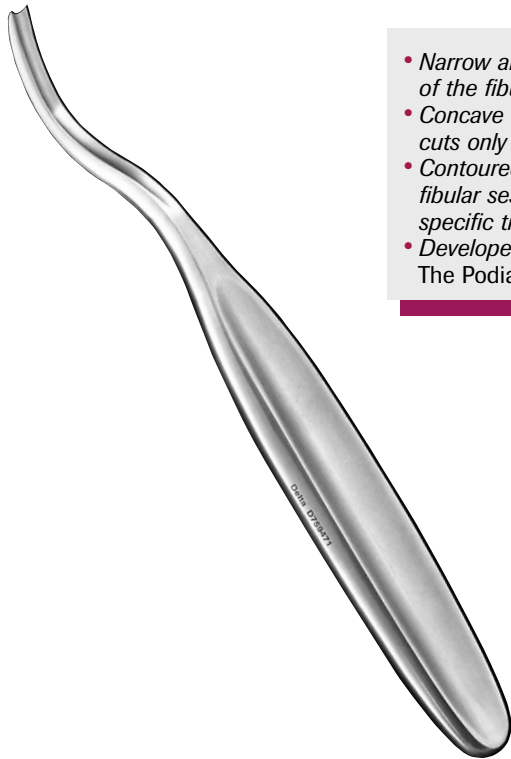


Fibular Sesamoid and Metatarsal Elevators

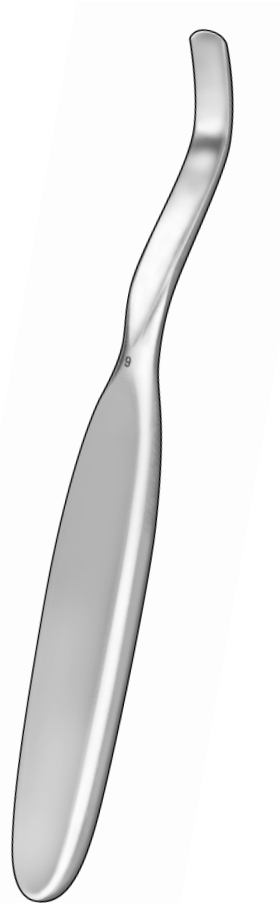







- *Narrow and curved shaft allows for selective and precise release of the fibular sesamoid portion of a lateral release.*
- *Concave cutting edge captures capsular layer within the tip and cuts only within the tip.*
- *Contoured to match the shape of the metatarsal head and the fibular sesamoid to allow for the quick and safe access to the specific tissues to be released without excessive exposure.*
- *Developed in conjunction with Thomas F. Smith, DPM and The Podiatry Institute.*



DELTA EXCLUSIVE

P.I. Fibular Sesamoid Elevator
6-1/2"
D 759 471



- | | | | | | |
|-----|---|-----|---|-----|---|
| 1/1 |  | 1/1 |  | 1/1 |  |
| | D 759 480 | | D 759 500 | | D 759 520 |
| 1/1 |  | 1/1 |  | | |
| | D 759 540 | | D 759 560 | | |



DELTA EXCLUSIVE

McGlamry® Metatarsal Elevator
6-1/2" Sharp Edge
D 759 480 9mm
D 759 500 11mm
D 759 520 13mm
D 759 540 15mm
D 759 560 17mm